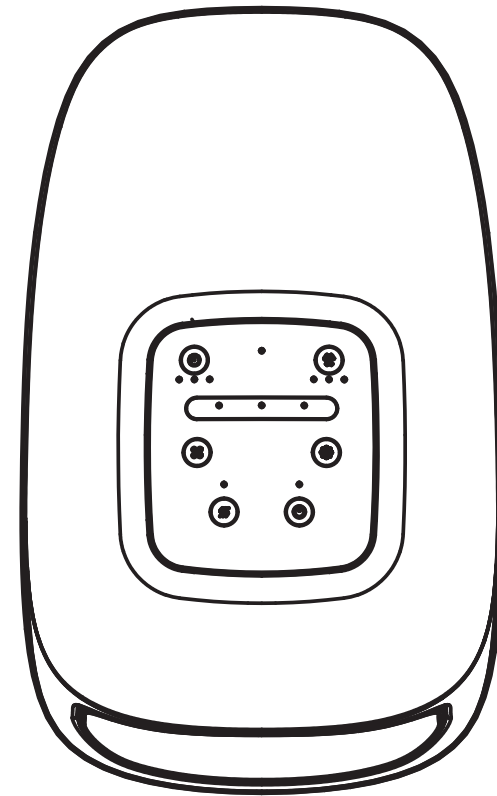


Acu Palm

HAND MASSAGER



Thank you for purchasing the Acu Palm Hand Massager. Please read this instruction manual before use. This product is intended for consumer use only.

SAVE THESE INSTRUCTIONS

Use this product only as described in this manual. All other use is not recommended by the manufacturer and may cause damage, malfunction, or risk of fire, electric shock, or injury to persons. Remember to please keep this operation manual in an accessible place

▶ CONTENTS

SAFETY PRECAUTIONS	2
PARTS.....	4
OPERATION.....	5
MAINTENANCE AND STORAGE	7
TROUBLESHOOTING GUIDE	8
TECHNICAL SPECIFICATIONS.....	8
WARRANTY.....	9

▶ IMPORTANT SAFETY PRECAUTIONS

⚠ WARNING

Be sure to read this manual thoroughly to ensure you are operating this product correctly. This manual contains important information about how to use this product safely and correctly, in order to avoid any possible damage to property or injury to persons. Please follow it closely.

- If any abnormal conditions occur, please stop operation immediately. Continued use in these circumstances may result in electric shock or risk of fire. Turn off the main power switch and refrain from plugging in the charger. Do not try to repair anything. Contact the manufacturer for repairs or replacement.
- Ensure unit operates correctly before use. Do not operate if unusual/abnormal or otherwise unexpected noises are coming from the unit.
- Do not operate if any object gets inside the mechanical parts of the unit, which should always remain covered. Never remove the material covering the internal parts.
- Do not operate if the casing is broken, torn, cracked, or otherwise damaged. Exposure to internal moving parts can cause injury.
- Do not attempt to disassemble or repair the unit, charging cord, or control panel. This voids the warranty and may result in injury.
- Do not operate if any liquids have been spilled onto the unit or if it has had contact with moisture.
- Do not use with wet hands or on wet skin. Do not use in humid environments including bathrooms. Wetness and humidity can cause electric shock or mechanical malfunction.
- Do not operate during a lightning storm.
- Do not store outdoors when charging.
- Do not fall asleep during a massage session.
- Do not apply massage to parts of the body other than the hands.
- Do not use on loose clothing or around jewelry.
- Caution is necessary when operating around children, disabled persons, or pets.
- Persons with the following conditions should avoid using this device without prior approval of a medical professional:
 - Thrombosis, severe aneurysm, acute varicosity, skin infection or inflammation of the hypodermis.
 - Conditions requiring an electronic medical device that is susceptible to electromagnetic interference (for example, a pacemaker).
 - Malignant tumors.
 - Heart Disease.
 - Pregnancy.
 - Diabetes-related sensory disturbance such as numbness.
 - Sensory disturbances that cause a lack of feeling or sensation.
 - Fever, acute inflammation, high blood pressure, chills.
 - Osteoporosis, bone fractures in hand, acute pain in hand.
 - Inflammation in hands from sprains or muscle injury.

▶ IMPORTANT SAFETY PRECAUTIONS

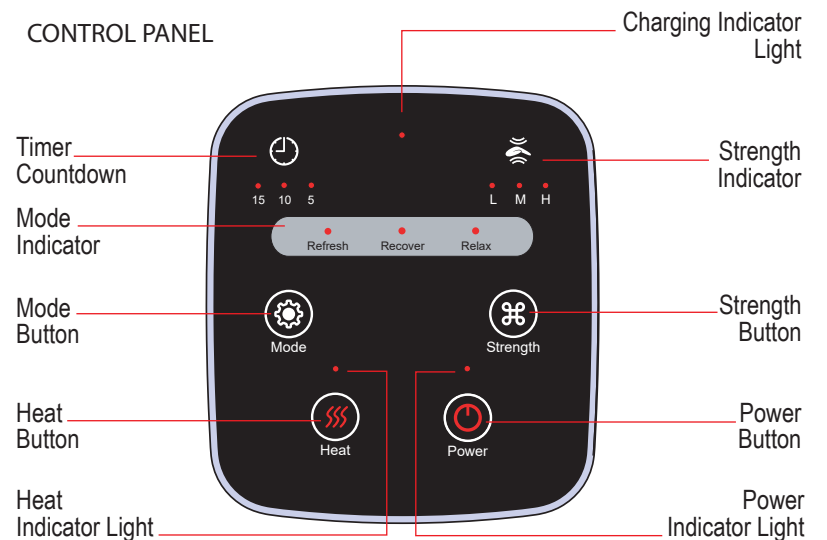
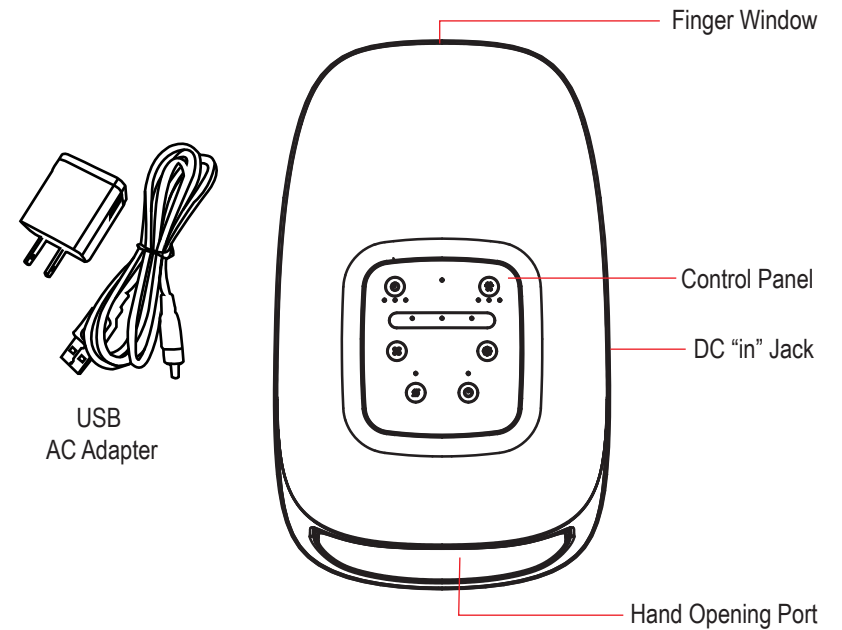
⚠ NOTE

- Do not over-massage or continually massage one area for longer than 5 minutes.
- Continually using a massager for extended periods of time can result in overstimulation of the muscle or nerves or can cause bruising.
- Continuous use of the heat setting on one area can cause low-temperature burns.

⚠ CAUTION

- In the event of a power failure, switch off the main power switch and disconnect unit from power outlet.
- Do not touch the cord or power outlet with wet hands.
- Disconnect the unit from the power outlet before cleaning.
- To prevent damage, shock, or short circuit, disconnect from power outlet by plug head only and avoid pulling on the cord itself.
- Do not smoke while using.
- Discontinue use of product if it becomes uncomfortable or causes pain.
- This product is not intended for self-treatment of conditions that should be managed by a qualified professional.
- This product is for residential/consumer use only. Commercial use is not supported and voids the warranty.
- Do not operate this product if it is covered in blankets as it may overheat and become damaged.
- Do not stand on or apply forceful pressure to the product in order to avoid injury or malfunction that might risk fire or a short-circuit.
- Do not use near open flames, heating devices, or flammable gas. Doing so may result in product distortion, malfunction or risk of fire.
- Do not use this product where aerosol spray products are being used or oxygen is being administered as it may result in product distortion, malfunction, or risk of fire.
- Do not use abrasive solvents to clean the unit as it may cause damage to the internal parts, the exterior finish, or the casing.
- Keep children and pets away from the functioning of the product.
- This product is not intended for use by people with limited capacity, who are disabled, ill, or under bed rest.


▶ PART NAMES





▶ OPERATION

1. Place unit on a firm, hard surface and sit comfortably in front of it. Remove rings, watches, and bracelets.
2. Gently slide hand (either left or right, one hand at a time) into the Hand Opening Port.
3. Align hand so that palm is flat and the fingers bend over the padded hump in the center. If your fingers are long, they will stick out of the Finger Window.
4. Press the "Power" button. The machine will start in the default settings: Refresh Mode, Low Strength, 15-minute timer.
5. Adjust the settings according to the descriptions below.
6. The machine will stop automatically and power down when the timer ends.

CONTROLS


 **Power Button:** Use to turn on or off the unit. If you are feeling any pain or discomfort, or wish to end your massage early, press this button to power down the unit and deflate the compression airbags.


 **Heat Button:** Press to turn on heat function. Heat helps to warm muscles, making them more pliable, and may also increase blood circulation to the hand. Press a second time to turn off.

 **Mode Button:** Selects from three different automatic programs, indicated by the Mode Indicator in the center of the unit. Choose from:

- Refresh - Massages the top of the hand and the wrist area equally.
- Recover - Focuses on the top of the hand.
- Relax- Focuses on the bottom of the hand and wrist.

Each mode will alternately compress and release pressure on the hand in various ways in order to massage muscles and relieve stress.

 **Strength Button:** Press to adjust the strength of the air-compression massage function. There are three strengths, Low, Medium and High, which correspond to the Strength Indicator in the upper-right corner of the control panel.

 **Timer:** The three timer lamps start at 15 minutes and progress each 5 minutes to show how much time is left. (Note, you can stop the unit at any time by pressing the power button.)

▶ OPERATION

⚠ NOTE

A compression massage is meant to flatten and place pressure on the hand to massage and stretch tight muscles. At first, you may want to limit your massage to the Low setting and run it for 5 minutes or less until you adjust to the feeling of compression.

⚠ IMPORTANT

Beneath the cloth covering are rubbery nodes that help stimulate pressure points on the hand. When you remove your hand after several minutes of use, you may find a pattern of dots that has pressed into the skin of the palm, causing temporary discoloration. This is completely normal and will wear away within a few minutes.

CHARGING BATTERY

The Acu Palm Hand Massager has an internal rechargeable Lithium Ion battery, making it highly portable.

Fully charge the battery before first use.

1. Plug one end of the AC Adapter into the DC "in" jack on the right side of the unit and the USB end into the plug adapter. Insert plug into an electrical outlet. You can also charge using a USB port.
2. When charging, the LED indicator light on the top-center illuminates.

⚠ WARNING

- Use only the supplied cable to recharge the battery. Improper charging may damage the battery and the device.
- Do not attempt to open the rechargeable battery or battery pack. There are no serviceable parts inside.
- Keep the battery out of reach of children. If swallowed, visit the emergency room for immediate treatment.
- This device contains a lithium ion rechargeable battery that needs to be disposed of properly. Contact your local waste disposal management office on how to recycle or dispose of a lithium ion battery. Do not place into fire or it may explode.

▶ MAINTENANCE & STORAGE

As hands easily carry dirt, grime, oils, and moisture, we strongly recommend that users wash hands prior to use to reduce dirt buildup inside the unit.

CLEANING

- Power off the unit and disconnect the power plug before any maintenance activities.
- When needed, clean the outer shell with a soft damp cloth. Use a mild detergent if necessary. After cleaning, dry with a soft cloth. Ensure it is completely dry before using again.
- Spot-clean the cloth cover only, being very gentle so as not to wear down or tear the fabric.
- To avoid damaging the outer material of the unit, do not use alcohol, strong cleaning agents, abrasive cleaning powders, or rough brushes to clean.

STORAGE

- Store the unit in a cool, dry location when not in use. To prevent dirt and dust buildup, store in the original packaging that the unit came in.
- Do not store or use the product in a high-humidity environment, and do not store in direct sunlight or excessively dusty environments. Humidity, heat, sunlight, and dust can cause the mechanics to malfunction or deteriorate.

DISPOSAL

If you need to throw the unit away, please follow local rules and policies for properly disposing of e-waste.

▶ TROUBLESHOOTING

PROBLEM	REASON	SOLUTION
Unit turned off and stopped functioning.	The battery has lost power.	Recharge the battery following the above instructions.
	The massage timer has ended and the machine has powered down automatically.	Press the power button to start a new massage.
Product is hot.	Excessive use may cause the product to overheat.	Remove the plug, power down the unit, and allow it to cool fully before further use.
The power supply cord is damaged or the unit is hot and is producing smoke.	Unplug and cool the unit.	Do not use the massager any longer. Contact the manufacturer for a repair or replacement.

▶ TECHNICAL SPECIFICATIONS

Product Name: Acu Palm Hand Massager
 Model Number: USJ-881
 Adapter Input: 100-240V 50/60Hz
 Adapter Output: DC 5V/2A
 Power: 10W
 Timer: 15 minutes
 Battery: 3.7V One-cell Lithium Battery, 2200mAh
 Battery Run Time: 110-220 minutes (approx./depending on use of heat)
 Battery Charge Time: 3-3.5 hours (approx.)
 Dimensions: 12" x 6.75"
 Weight: 1.5 lbs

USJ-881 ACU PALM HAND MASSAGER

Consumer Limited Warranty: ONE-YEAR WARRANTY

This warranty guarantees that the product purchased is to be free from defects in material and workmanship under normal usage and local voltage for a period of one year. This warranty expires in **TWO (2) years on parts, and ONE (1) year on labor** after the date of purchase.

U.S. Jaclean, Inc. (referred to as “the Warrantor”) will repair this product with new or rebuilt parts in case of defects in material or workmanship, free of charge, in the USA provided that:

- 1) The product is operated in accordance with the printed instructions supplied.
- 2) The product is used under normal conditions for which designed.
- 3) The product is not subjected to misuse, negligence, or accident.
- 4) The product receives proper care, protection, and maintenance.

This warranty is extended to the original end-user when purchased from an authorized U.S. Jaclean, Inc. distributor. A purchase receipt or other proof of date of the original purchase is required for service and parts replacement under this warranty. This warranty does not cover shipping charges for defective items if a claim is made more than 30 days after the date of purchase.

This warranty only covers failures due to defects in materials and workmanship, and does not cover normal wear or cosmetic damages. This warranty does not cover damages which occur in shipment, or failures which result from: accident, misuse (including, without limitation, failure to comply with instructions and use limitations contained in the Operating Instructions), abuse, neglect, mishandling, faulty installation, set-up adjustments, improper operation or maintenance, alteration, modification, power line surge, lightening, improper line voltage, commercial use such as hotel, office, restaurant, or other business or rental use of product, service by anyone other than from U.S. Jaclean, Inc., or damage that is attributable to “acts of God.”

Continued use of this product after discovering a defect voids this warranty. This warranty shall be governed by the state of California, United States of America.

IMPORTANT: DO NOT return defective product to the store.

Contact U.S. Jaclean, Inc. for repair services.

Please retain this Warranty Certificate, together with the original purchase receipt, and present it to our technician for inspection during service.

For assistance and more information, please contact U.S. Jaclean, Inc.